



Technical Specification

Contacts

Theatre Hire – Sonja Gysin – 01271 852392 – Sonja.gysin@petroc.ac.uk
Theatre Technician – Richard Smith - 01271 852432 – Richard.smith@petroc.ac.uk

Petroc, Old Sticklepath Hill, Barnstaple, Devon, EX31 2BQ

Theatre Capacity

2 Seating Banks – 120 People + 1 Wheel Chair
1 Seating Bank – 61 People + 2 Wheel Chair
0 Seating Bank – 40 People + 2 Wheel Chair

Stage dimensions and other useful dimensions

2 seating banks – 8.80m x 9.30m (L shaped seating)
1 seating bank – 8.80m x 11.80m
0 seating bank – 11.40m x 11.80m

Height from stage floor to lighting grid – 5.50m
Height from stage floor to top of tab line around theatre – 3m

Access height from scene dock through to theatre – 2.90m
Access width from scene dock through to theatre – 1.30m

Access height from SR corner – 2.90m
Access width from SR corner – 1.40m
Access width from SR corner when 2nd bank is out after 90° turn – 1.30m

Access height from foyer through to theatre – 2.10m
Access width from foyer through to theatre – 115m

As the theatre is on the 1st floor the tightest get in area is on the stairwell where there is a 180° turn that is 1.10w x 3.10l x 2.50h

*please note that the audience enter the theatre via the stage floor on stage left.

Access

The Theatre Petroc is located on the 1st Floor in G Block. Get in access to the theatre is via the short stay car park near to the college entrance. All items will have to be carried up 3 flights of internal stairs (widths in dimensions above) into the theatre, the lift can be used for light times only.

The college has restricted parking and a parking permit scheme / pay and display scheme in place. If you require parking for set loading / unloading please inform us when arranging your hire contract.

Staging

Steel Deck

5x – 8'x4' steel deck
20x – 6' legs
16x – 4' legs
32x – 2' legs
10x Safety Railing

Blocks

5x 4'x4'x1'h blocks
1x 3'x3'x1'h block
2' legs available
2x 4'x2.5'x1.3'h blocks

Treads

2x 4ft Wide – 2ft High
2x 3ft Wide – 2ft High
Semi-Circle Steps 2ft High (can be used as 2 sections)

Lighting

12x ETC Source 4 Parnels
8x ETC Source 4 Jnr Profile (25°-50°)
5x CCT Minuette Fresnel
3x CCT Minuette Pebble Convex
4x Selecon Acclaim Profile (18°-34°)
9x Par 64 Floor Can
4x Par 64 Long Nose
4x Par 56 Shot Nose
4x Par 16 (Birdies)
2x Pulse Par 36
4x CCT Starlette Fresnel
4x Strand Cantata Profile (11°-26°)
5x NDJ Fresnel
5x Elation Stage Fresnel
3x CCT Cudas Asymmetrical Floods

2x Elation Follow Spots + Gel Changer

4x Stairville MHX60	(Line 2 – Channels 49, 63, 77, 91 – 14ch mode)
4x Stairville MH110	(Line 2 – Channels 105, 119, 133, 147 – 14ch mode)
2x Multiwash Multiform	(Line 2 – Channels 9, 13 – 4ch mode)
2x Martin Mac 500's	(Line 2 - Channels 17, 33 – 4ch mode)
8x Chroma Q Scroller's + PSU	(Line 2 - Channels 1 – 8)

2x LedJ Star Cloth (6m wide x 3m drop) (Line 2 – Channels 161 – 166)

30cm Silver Mirror Ball

30cm Multi-Colour Mirror Ball

Mirror ball rotator

Various Gobos / Gobo Holders for Acclaim and Source 4 jnr profiles

Various Gels Available*

Various Cables Available (DMX, Scroller, 15a)

*Extra charge if we need to buy more in.

Control

Zero 88 FLX

Strand 200 Lighting Desk

Dimmers

4x Zero 88 Betapack 4 Dimmers

(Line 1 - Channels 1 – 6, 9 – 16, 19 – 24)

2x Strand 6 pack

(Line 2 – Channels 173 – 184)

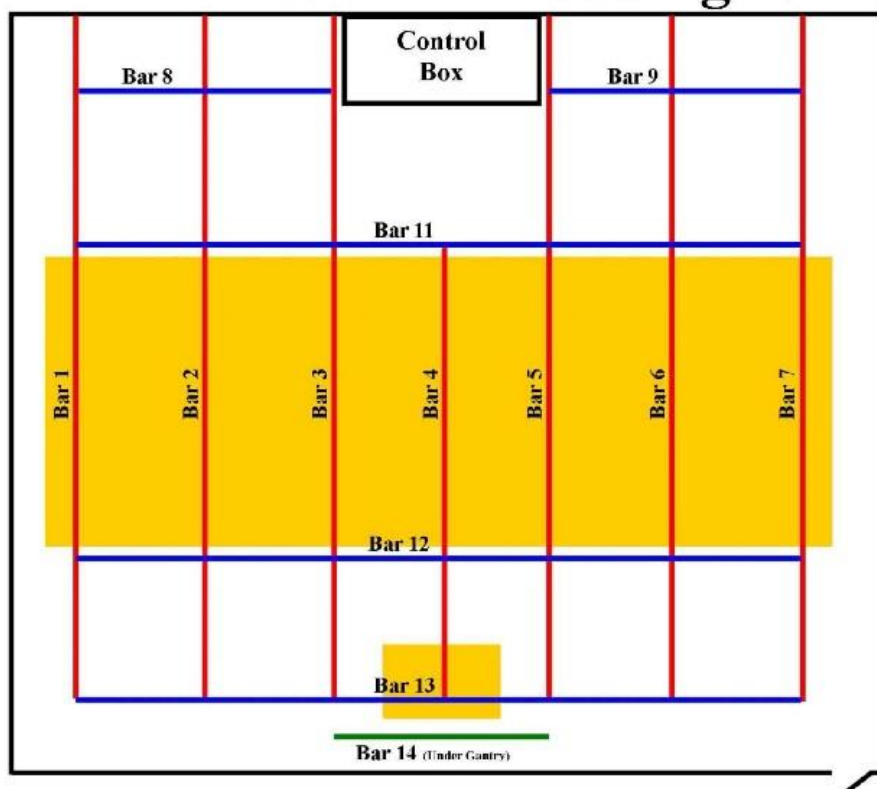
1x Show Tech Multi Dim MK11

(Line 2 – Channels 508 – 511) **House Lights**

Lighting Grid Weight Limit

100kg Per Bar – 20kg per Meter (There are 8 point around the theatre with a loading limitation to 1 or 2 lights)

Maximum loading for lx bars



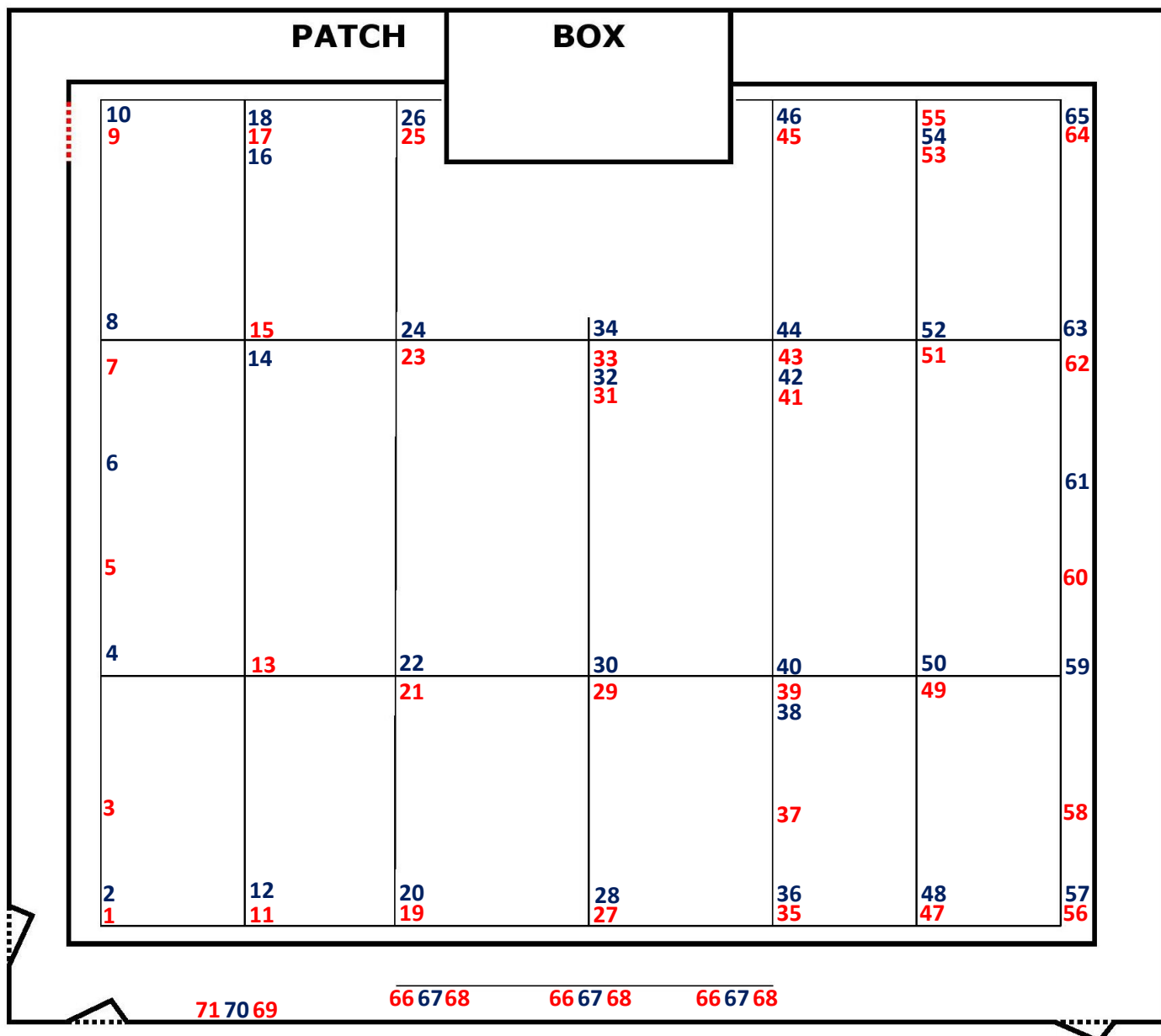
Loadings

**20 Kilos per
Meter max
loading**

**100 Kilos per
Bar max
loading**

**Any bar in the
yellow area
only 1or 2
lights**

Lighting Circuits



Effects

1x Antari Z Series Low Fog Machine */** (Line 2 – Channel) Can be controlled manually
 1x Antari Z350 Fazer */** (Line 2 – Channel 506) Can be controlled manually

*Smoke fluids charged for an extra cost.

** 2 Weeks' notice required for use of Smoke Effects – may only be used if estates permission granted)

Visual

1x NEC NP1000 Projector with VGA and Phono cables available
 Various projector screens available (please enquire)

Digihome 32" Tv

Sound **Control**

1x Allen Heath QU32 Digital Mixer
1x Sound Craft Spirit FX8 Mixer
1x Behringer xenyx 502 Mixer

Amps / Speakers

1x Vector DFP Amp
1x Pulse PLA 900 Amp
1x T&M Sa 100 Amp (used for stage monitor)

1x Bose System Controller
1x Behringer Super-X Pro Crossover

2x Bose 802 Speaker
2x FBT Verve 12 Speaker
1x T&M Fh122-II Speaker (used for stage monitor)
1x FBT Maxx Active Speaker
2x Behringer Eurolive B205D Active Speaker (used for stage monitor)

Playback

1x Tascam MD 350 Mini Disk Player / Recorder
1x Numark Duel CD Player
1x iMac with Q Lab installed

Microphones

4x Rode NTG-2 Microphone
4x Behringer XM8500 Microphone
2x JTS NX6 Microphones
1x JTS NX2 Microphone
1x JTS NX7 Microphone
1x Yoga DM-868 Microphone
6x Yoga D-606 Microphone

Radio Microphones

10x Line 6 XD-V55 (Tan Headset)
2x Sure Pgx (Tan Headset)
2x Pro Sound hand held mic
*Batteries required at an extra cost ** Damage to headsets will be chargeable

DI's

2x Behringer Ultra DI600P
1X Behringer Ultra D1400P
2x Pulse DIP-1P

Cables

1x 16in – 4 out 30m XLR Multicore

2x 8in – 4 out 30m XLR Multicore

Various xlr and speakon cables available.

Communication

Tecpro Coms (Various Locations around the theatre)

Telex Wireless Coms

Other Info

Dressing Rooms

We have 2 dressing rooms that can be booked G9 (ground floor) and G108 (1st Floor). Both are large class rooms. Access is granted after lesson times and during holiday / weekend periods if booked. If used during term time the rooms will need to be left clear ready to use for lessons.

If you require any more rooms please speak to us when arranging the hire.

Front Of House

The Front of house area for the theatre is in the Gallery on the ground floor. This can be used for a box office area and refreshment area. You will need to supply your own team for foh duties such as box office, refreshments and usher.

Tickets

We are unable to sell tickets on your behalf so you will need to make your own arrangements. Please note the numbers on the first page with regards to the maximum audience size. Depending on your technical needs some seats might be removed so please do speak to us.

Advertising

We can advertise your show on the theatres website, facebook page and the plasma screens around the college. To do this we ask for a copy of your poster and a little bit of info. However the main advertising of the event is down to the hirer.

All advertising is to have The Theatre Petroc Logo included and address.

Storage

At the back of the theatre we have the scene dock that can be used for storage along with a few other smaller locations around the building. Items should not be left in marked walkways or door ways.

Health & Safety

Working at Height

Working at height is via the use of a Scaffold Tower and Ladder – under College Guidelines this may only be carried out by members of College Staff who have completed a working at heights course.

In general, work on the gantries and work in the auditorium should not be carried out simultaneously where possible.

- Rigging-time must be scheduled and booked separately to rehearsals and tech runs.
- Nothing to be stored on gantries.
- No trip or slip hazards to be left on walkways.
- No climbing on scaffolding.
- Safety wires to be used with all lanterns, bar mounted appliances and freestanding tripods and stands.
- During rigging, all entrance drapes must be fully open and appropriate signage displayed.
- Hard hats should be worn when by anyone in the auditorium when rigging is taking place.
- Maximum of 8 persons allowed on the gantry.

Standards of behaviour

We aim to engender a culture of respect, co-operation and industry.

- Abuse of people or facilities at The Theatre Petroc will not be tolerated.
- It's essential that all users of the building help us to keep noise outside to a minimum in the evenings so as to avoid upsetting our neighbours. This applies outside the front when leaving or having a smoke, and also in the car park during load-outs.

Risk Assessments

We do have risk assessments for the running of the theatre. However as every performance is different you are required to carry out your own assessment of your show / rehearsals. Please ensure that you have a copy to hand should this be requested.

Fire Safety

We take fire safety seriously. Marked walk ways, fire exits, entrances, corridors and seating walkways / steps must not be blocked at any time.

Fire doors must not be wedged open. All electrical items must be pat tested, and all set must be flambared where required.

Please can you arrange for a signing in / out method for all cast and crew involved in your show / event. Please can you ensure all cast and crew are familiar with where the exits are located around the building and where the muster point is (far end of the short stay car park).

If the alarm goes off during a show please help and ensure all audience members are leaving via the nearest exit and heading to the muster point (no vehicle movement is permitted onsite and entry back in to buildings until the all clear is given by a College Member of Staff).

The disabled refuge area is on the landing of the main stair well. Please inform us if you have a disabled person in so that we can ensure adequate arrangements are in place should the need arise to evacuate.

Fire Extinguisher / call point locations

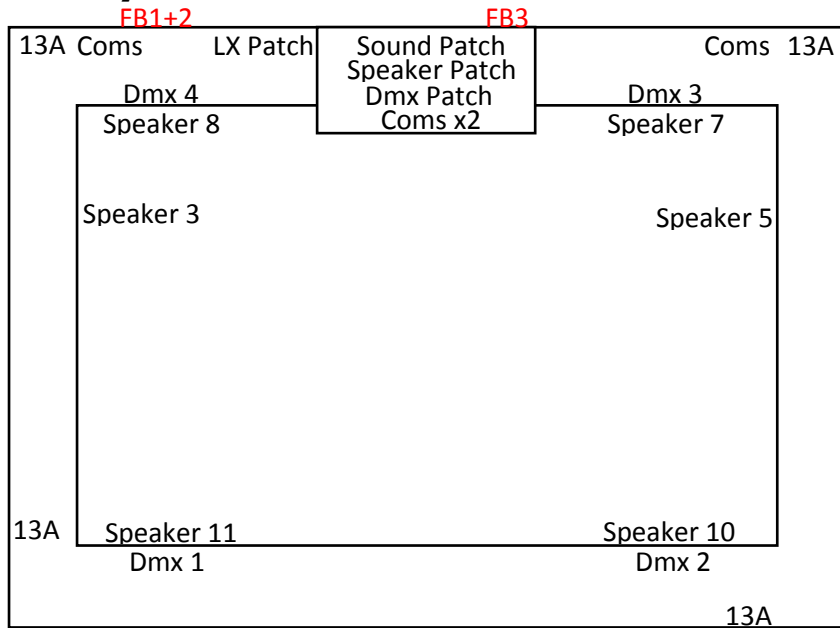
Ground Floor Entrance (<i>next to stairs</i>)	Break glass call point Water Extinguisher CO2 Extinguisher
Theatre Foyer	Break glass call point Water Extinguisher CO2 Extinguisher Foam Extinguisher
Outside Dimmer Room	CO2 Extinguisher Fire Blanket
Auditorium (<i>next to main entrance</i>)	CO2 Extinguisher Foam Extinguisher Fire Blanket High Vis Jackets
Fire Exit 1st Floor Landing	Break glass call point CO2 Extinguisher Foam Extinguisher Fire Blanket High Vis Jackets
Outside Tech Office (<i>G107D</i>)	Fire Blanket
Fire Exit 2nd Floor Landing	Break glass call point CO2 Extinguisher Foam Extinguisher High Vis Jackets
Gantry (<i>patch panel outside control room</i>)	CO2 Extinguisher Fire Blanket High Vis Jackets
2nd Floor Corridor	Break glass call point CO2 Extinguisher Foam Extinguisher Fire Blanket

First Aid

The Theatre Technician and various Estates staff are first aid trained.

Tie Lines

Gantry Tie Lines



Gantry

Fuse Board 1 – Gantry Power

Fuse Board 2 – Auditorium Power

Fuse Board 3 – Box Power

Control Power Auditorium

Dimmer Room

Fuse Board 4 - Dimmers 1 + 2

Fuse Board 5 - Dimmers 4 + 5

DMX 9

Auditorium Tie Lines

